

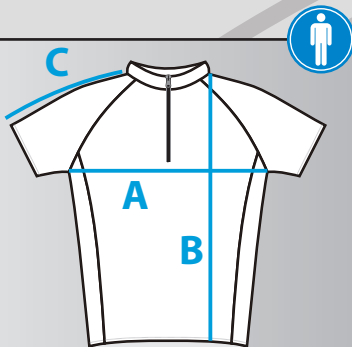
CYCLING



MEASURES CAN CHANGE ACCORDING TO THE FABRIC

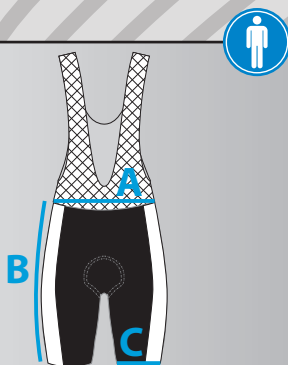
# GARMENT MEASURE CHART

FINISHED GARMENTS MEASURES IN CM  
TOLERANCE MARGIN +/-1 CM.  
04/03/2021



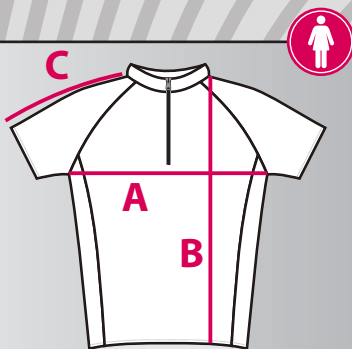
Man cycling jersey

	2XS	XS	S	M	L	XL	2XL	3XL	4XL	5XL
<b>A</b>	43	45	46	49	50	53	54	60	62	65
<b>B</b>	52	53	57	58	60	60	61	64	67	69
<b>C</b>	31	33	33	34	35	36	36	38	39	40



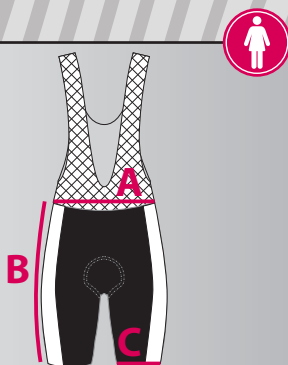
Man cycling bib short

	XS	S	M	L	XL	2XL	3XL	4XL	5XL
<b>A</b>	32	32	33	34	36	37	38	39	41
<b>B</b>	41	43	45	47	48	48	50	51	52
<b>C</b>	15	16	17	17	18	19	20	20	21



Woman cycling jersey

	T12	T14	S	M	L	XL	2XL	3XL
<b>A</b>	40	42	44	45	48	50	52	54
<b>B</b>	54	54	56	56	58	59	63	63
<b>C</b>	26	26	28	28	30	30	32	33



Woman cycling bib short

	XS	S	M	L	XL	2XL	3XL
<b>A</b>	29	30	31	33	35	36	37
<b>B</b>	38	39	39	40	41	42	43
<b>C</b>	15	16	17	18	19	20	21

\* This chart displays measures of a finished garment, please advise the user that we've to keep an easement between the user measures and the garment measure. For that we recommend to request a real garment to be tried to set the sizes.  
Cette table montre les mesures du produit fini, s'il vous plaît expliquer au client de laisser une ampleur parmi ses mesures et ceux du produit. C'est pour cela que l'on recommande essayer un produit réel à l'heure d'établir les tailles.  
Esta tabla muestra medidas de prenda confeccionada. Por favor explicar al usuario de dejar una holgura entre sus medidas y las de la prenda. Por esto recomendamos probar una prenda real a la hora de establecer las tallas